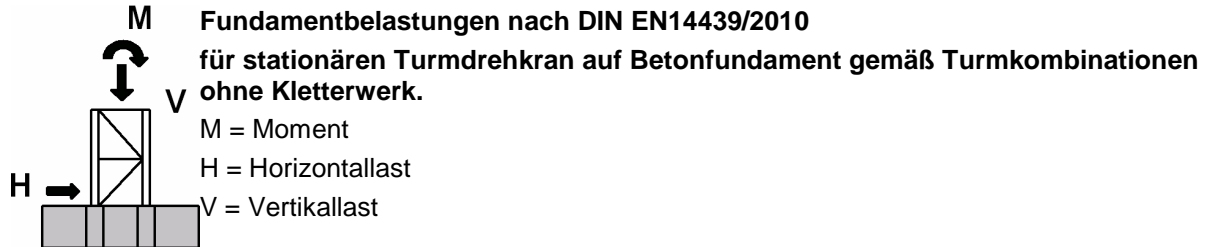



Statische Daten

1	Fundamentbelastungen	2
1.1	36 – 60 m Auslegerlänge	2
1.2	66 – 78 m Auslegerlänge	3
2	Zentralballaste und Ecklasten	4
2.1	Portal 12 x 12 m fahrbar	4

1 Fundamentbelastungen


1.1 36 – 60 m Auslegerlänge



Turm- höhe 	Kran in Betrieb Drehmoment = 1.530 kNm Ständig wirkendes Moment = - 3.962 kNm Hublast = 1280kN			Kran außer Betrieb Windregion: C25 Ständig wirkendes Moment = - 1.071 kNm			Montage		
	M	H	V	M	H	V	M	H	V
	[kNm]	[kN]	[kN]	[kNm]	[kN]	[kN]	[kNm]	[kN]	[kN]
5,0	15.928	70	4.229	- 9.939	130	2.843	10.219	27	1.541
10,0	16.334	75	4.328	- 9.352	149	2.942	10.375	31	1.640
15,0	16.793	79	4.427	- 8.662	169	3.041	10.558	35	1.739
20,0	17.309	83	4.526	- 7.863	189	3.140	10.771	39	1.838
25,0	17.883	87	4.625	- 6.950	209	3.239	11.013	44	1.937
30,0	18.522	91	4.724	- 5.917	230	3.338	11.286	48	2.036
35,0	19.229	95	4.823	- 4.759	251	3.437	11.591	52	2.135
40,0	20.011	99	4.922	- 3.468	267	3.536	11.930	56	2.234
45,0	20.875	104	5.021	3.454	289	3.699	12.303	60	2.333
50,0	21.830	108	5.120	5.143	311	3.798	12.713	64	2.432
55,0	22.884	112	5.219	7.004	334	3.897	13.161	69	2.531
60,0	24.050	116	5.318	9.085	356	3.990	13.649	73	2.630
65,0	25.343	120	5.417	11.537	379	4.089	14.181	77	2.729
70,0	26.780	124	5.516	14.216	403	4.188	14.759	81	2.828
78,4	27.482	135	5.997	18.502	454	4.669	15.406	92	3.309
85,3	28.120	144	6.208	22.554	501	4.880	16.026	101	3.520
92,2	28.952	154	6.419	27.188	550	5.091	16.758	110	3.731
99,1	29.977	163	6.630	32.438	601	5.302	17.604	120	3.942
106,0	31.195	172	6.841	38.335	652	5.513	18.564	129	4.153
111,0	32.664	177	6.940	42.276	677	5.612	19.291	133	4.252
117,9	34.083	186	7.151	49.107	731	5.823	20.395	142	4.463
122,9	35.690	190	7.250	53.550	762	5.922	21.195	147	4.562

Tab. 1: Fundamentbelastungen, 36 – 60 m Auslegerlänge

1.2 66 – 78 m Auslegerlänge

Turm- höhe  [m]	Kran in Betrieb Drehmoment = 1.530 kNm Ständig wirkendes Moment = - 3.990 kNm Hublast = 640kN			Kran außer Betrieb Windregion: C25 Ständig wirkendes Moment = - 1674kNm			Montage		
	M [kNm]	H [kN]	V [kN]	M [kNm]	H [kN]	V [kN]	M [kNm]	H [kN]	V [kN]
5,0	16.711	65	3.630	- 7.585	148	3.306	13.124	28	1.883
10,0	17.083	69	3.729	- 6.757	167	3.405	13.289	32	1.982
15,0	17.504	73	3.828	- 5.820	180	3.504	13.487	36	2.081
20,0	17.978	77	3.927	- 4.767	200	3.603	13.718	40	2.180
25,0	18.506	81	4.026	- 3.592	210	3.702	13.983	45	2.279
30,0	19.093	85	4.125	4.390	218	3.897	14.285	49	2.378
35,0	19.743	89	4.224	5.708	225	3.996	14.623	53	2.477
40,0	20.461	93	4.323	7.182	245	4.095	15.001	57	2.576
45,0	21.252	98	4.422	8.822	267	4.194	15.419	61	2.675
50,0	22.122	102	4.521	10.890	335	4.293	15.881	65	2.774
55,0	23.081	106	4.620	13.225	358	4.392	16.389	69	2.873
60,0	24.137	110	4.719	15.781	381	4.491	16.946	74	2.972
65,0	25.301	114	4.818	18.580	404	4.590	17.555	78	3.071
70,0	26.588	118	4.917	21.648	427	4.689	18.220	82	3.170
78,4	27.298	129	5.398	26.093	479	5.170	18.835	92	3.651
85,3	27.948	138	5.609	30.273	526	5.381	19.424	102	3.862
92,2	28.776	148	5.820	35.072	575	5.592	20.136	111	4.073
99,1	29.782	157	6.031	40.526	626	5.803	20.971	121	4.284
106,0	30.965	166	6.242	46.667	678	6.014	21.931	130	4.495
111,0	32.311	171	6.341	50.981	703	6.113	22.733	134	4.594
117,9	33.685	180	6.552	58.098	756	6.324	23.844	143	4.805
122,9	35.152	184	6.651	62.956	782	6.423	24.725	148	4.904

Tab. 2: Fundamentbelastungen, 66 – 78 m Auslegerlänge

2 Zentralballaste und Ecklasten



HINWEIS

Sie können den WILBERT Turmdrehkran WT 2405L e.tronic auch auf Basiselementen montieren, die unten nicht genannt sind. Hierfür muss auf der Baustelle jedoch ein Nachweis des Herstellers über die Belastung vorliegen.

Berechnungsgrundlage

Die Standsicherheit haben wir nach DIN EN 14439/2010 berechnet.

2.1 Portal 12 x 12 m fahrbar

Alle Angaben beziehen sich auf einen Turmdrehkran WT 2405L e.tronic auf Portal 12 x 12 m, fahrbar, gemäß Turmkombination ohne Kletterwerk.

36,0 m Auslegerlänge

Hakenhöhe [m]	Zentralballast [t]	Auslegerstellung	Kran in Betrieb				Horizontallast [kN]	Auslegerstellung	Kran außer Betrieb				Horizontallast [kN]
			Drehmoment: 1530 kNm						Windregion: C25 Drehmoment: 0 kNm				
			Ecklasten						Ecklasten				
A	B	C	D	A	B	C	D						
[kN]	[kN]	[kN]	[kN]	[kN]	[kN]	[kN]	[kN]	[kN]	[kN]				
12,0	0	1	1.436	2.330	1.436	542	129	1	1.116	1.754	1.116	478	142
		2	2.068	2.068	804	804		2	1.567	1.567	665	665	
17,0	0	1	1.461	2.391	1.461	531	134	1	1.141	1.735	1.141	547	161
		2	2.118	2.118	803	803		2	1.561	1.561	721	721	
22,0	0	1	1.486	2.455	1.486	516	139	1	1.166	1.709	1.166	622	181
		2	2.171	2.171	800	800		2	1.550	1.550	781	781	
27,0	0	1	1.510	2.522	1.510	498	144	1	1.190	1.678	1.190	703	201
		2	2.226	2.226	795	795		2	1.535	1.535	846	846	
32,0	0	1	1.535	2.593	1.535	477	149	1	1.215	1.639	1.215	791	222
		2	2.283	2.283	787	787		2	1.515	1.515	915	915	
37,0	0	1	1.560	2.668	1.560	451	154	1	1.240	1.593	1.240	886	243
		2	2.344	2.344	776	776		2	1.490	1.490	990	990	
42,0	0	1	1.585	2.747	1.585	422	160	1	1.265	1.540	1.265	989	264
		2	2.407	2.407	762	762		2	1.460	1.460	1.069	1.069	
47,0	0	1	1.609	2.831	1.609	387	165	1	1.289	1.480	1.289	1.099	286
		2	2.473	2.473	745	745		2	1.424	1.424	1.155	1.155	
52,0	0	1	1.634	2.920	1.634	348	170	1	1.314	1.411	1.314	1.217	308
		2	2.543	2.543	725	725		2	1.382	1.382	1.246	1.246	
57,0	0	1	1.659	3.014	1.659	303	175	1	1.339	1.481	1.339	1.196	330
		2	2.617	2.617	700	700		2	1.440	1.440	1.238	1.238	
62,0	0	1	1.684	3.114	1.684	253	180	1	1.364	1.625	1.364	1.102	353
		2	2.695	2.695	672	672		2	1.548	1.548	1.179	1.179	
67,0	0	1	1.708	3.221	1.708	195	185	1	1.388	1.779	1.388	997	376
		2	2.778	2.778	638	638		2	1.665	1.665	1.112	1.112	
72,0	0	1	1.733	3.336	1.733	130	190	1	1.413	1.944	1.413	882	399
		2	2.867	2.867	599	599		2	1.788	1.788	1.038	1.038	
77,0	30	1	1.833	3.535	1.833	131	196	1	1.513	2.195	1.513	831	422
		2	3.036	3.036	629	629		2	1.995	1.995	1.030	1.030	
82,0	65	1	1.945	3.755	1.945	135	201	1	1.625	2.472	1.625	778	446
		2	3.225	3.225	665	665		2	2.224	2.224	1.026	1.026	
88,9	95	1	2.073	3.943	2.073	202	212	1	1.753	2.837	1.753	669	492
		2	3.395	3.395	750	750		2	2.519	2.519	986	986	

Tab. 3: Zentralballast und Ecklasten, Portal 12 x 12 m, fahrbar, 36,0 m Ausleger

42,0 m Auslegerlänge

Hakenhöhe [m]	Zentralballast [t]	Auslegerstellung	Kran in Betrieb				Horizontallast [kN]	Auslegerstellung	Kran außer Betrieb				Horizontallast [kN]
			Drehmoment: 1.530 kNm						Windregion: C25 Drehmoment: 0 kNm				
			Ecklasten						Ecklasten				
A	B	C	D	A	B	C	D						
[kN]	[kN]	[kN]	[kN]	[kN]	[kN]	[kN]	[kN]	[kN]	[kN]				
12,0	0	1	1.444	2.363	1.444	526	130	1	1.124	1.655	1.124	593	153
		2	2.094	2.094	795	795		2	1.500	1.500	749	749	
17,0	0	1	1.469	2.424	1.469	514	136	1	1.149	1.636	1.149	662	173
		2	2.145	2.145	793	793		2	1.493	1.493	805	805	
22,0	0	1	1.494	2.489	1.494	498	141	1	1.174	1.610	1.174	738	193
		2	2.198	2.198	790	790		2	1.482	1.482	865	865	
27,0	0	1	1.519	2.557	1.519	480	146	1	1.199	1.577	1.199	820	213
		2	2.253	2.253	784	784		2	1.466	1.466	931	931	
32,0	0	1	1.543	2.629	1.543	458	151	1	1.223	1.538	1.223	909	234
		2	2.311	2.311	776	776		2	1.446	1.446	1.001	1.001	
37,0	0	1	1.568	2.705	1.568	431	156	1	1.248	1.491	1.248	1.005	255
		2	2.372	2.372	764	764		2	1.420	1.420	1.076	1.076	
42,0	0	1	1.593	2.785	1.593	401	161	1	1.273	1.437	1.273	1.109	277
		2	2.436	2.436	750	750		2	1.389	1.389	1.157	1.157	
47,0	0	1	1.618	2.869	1.618	366	166	1	1.051	1.433	1.051	668	299
		2	2.503	2.503	732	732		2	1.352	1.352	1.243	1.243	
52,0	0	1	1.642	2.959	1.642	325	172	1	1.076	1.479	1.076	672	321
		2	2.573	2.573	711	711		2	1.402	1.402	1.242	1.242	
57,0	0	1	1.667	3.055	1.667	279	177	1	1.347	1.575	1.347	1.119	343
		2	2.648	2.648	686	686		2	1.508	1.508	1.186	1.186	
62,0	0	1	1.692	3.156	1.692	227	182	1	1.372	1.725	1.372	1.019	366
		2	2.727	2.727	656	656		2	1.621	1.621	1.122	1.122	
67,0	0	1	1.717	3.265	1.717	168	187	1	1.397	1.885	1.397	908	389
		2	2.811	2.811	622	622		2	1.742	1.742	1.051	1.051	
72,0	5	1	1.754	3.394	1.754	114	192	1	1.434	2.068	1.434	799	412
		2	2.914	2.914	594	594		2	1.883	1.883	985	985	
77,0	40	1	1.866	3.607	1.866	125	197	1	1.546	2.340	1.546	752	436
		2	3.097	3.097	635	635		2	2.108	2.108	984	984	
82,0	80	1	1.991	3.842	1.991	139	202	1	1.671	2.638	1.671	704	459
		2	3.300	3.300	681	681		2	2.355	2.355	987	987	
88,9	110	1	2.119	4.030	2.119	207	214	1	1.799	3.008	1.799	589	506
		2	3.470	3.470	767	767		2	2.654	2.654	943	943	

Tab. 4: Zentralballast und Ecklasten, Portal 12 x 12 x m, fahrbar, 42,0 m Ausleger

48,0 m Auslegerlänge

Hakenhöhe [m]	Zentralballast [t]	Auslegerstellung	Kran in Betrieb				Horizontallast [kN]	Auslegerstellung	Kran außer Betrieb				Horizontallast [kN]
			Drehmoment: 1530 kNm						Windregion: C25 Drehmoment: 0 kNm				
			Ecklasten						Ecklasten				
A	B	C	D	A	B	C	D						
[kN]	[kN]	[kN]	[kN]	[kN]	[kN]	[kN]	[kN]	[kN]	[kN]				
12,0	0	1	1.310	2.135	1.310	485	114	1	1.150	1.621	1.150	679	158
		2	1.893	1.893	727	727	2	1.483	1.483	817	817		
17,0	0	1	1.335	2.191	1.335	478	120	1	1.175	1.591	1.175	758	177
		2	1.940	1.940	729	729	2	1.469	1.469	880	880		
22,0	0	1	1.359	2.250	1.359	469	125	1	1.199	1.555	1.199	844	198
		2	1.989	1.989	730	730	2	1.451	1.451	948	948		
27,0	0	1	1.384	2.312	1.384	456	130	1	1.224	1.511	1.224	937	218
		2	2.040	2.040	728	728	2	1.427	1.427	1.021	1.021		
32,0	0	1	1.409	2.378	1.409	440	135	1	1.249	1.467	1.249	1.030	239
		2	2.094	2.094	724	724	2	1.403	1.403	1.094	1.094		
37,0	0	1	1.434	2.446	1.434	421	140	1	1.274	1.420	1.274	1.128	261
		2	2.150	2.150	717	717	2	1.377	1.377	1.170	1.170		
42,0	0	1	1.458	2.519	1.458	398	145	1	962	1.440	962	484	282
		2	2.208	2.208	708	708	2	1.345	1.345	1.252	1.252		
47,0	0	1	1.483	2.595	1.483	371	150	1	987	1.485	987	488	304
		2	2.270	2.270	697	697	2	1.367	1.367	1.280	1.280		
52,0	0	1	1.508	2.676	1.508	340	155	1	1.011	1.531	1.011	491	326
		2	2.334	2.334	682	682	2	1.468	1.468	1.228	1.228		
57,0	0	1	1.304	2.787	1.304	95	161	1	1.373	1.660	1.373	1.085	349
		2	2.401	2.401	664	664	2	1.576	1.576	1.169	1.169		
62,0	0	1	1.291	2.914	1.291	95	166	1	1.397	1.812	1.397	982	372
		2	2.472	2.472	642	642	2	1.691	1.691	1.104	1.104		
67,0	0	1	1.272	3.050	1.272	95	171	1	1.422	1.976	1.422	869	395
		2	2.548	2.548	617	617	2	1.813	1.813	1.031	1.031		
72,0	0	1	1.248	3.198	1.248	95	176	1	1.447	2.151	1.447	743	418
		2	2.627	2.627	586	586	2	1.945	1.945	949	949		
77,0	35	1	1.392	3.358	1.392	95	181	1	1.559	2.426	1.559	692	441
		2	2.799	2.799	639	639	2	2.172	2.172	946	946		
82,0	75	1	1.555	3.532	1.555	95	186	1	1.684	2.728	1.684	640	465
		2	2.990	2.990	698	698	2	2.422	2.422	945	945		
88,9	105	1	1.749	3.653	1.749	95	198	1	1.812	3.101	1.812	522	512
		2	3.159	3.159	784	784	2	2.723	2.723	900	900		
95,8	145	1	2.124	3.876	2.124	373	209	1	1.964	3.533	1.964	395	561
		2	3.363	3.363	886	886	2	3.074	3.074	855	855		

Tab. 5: Zentralballast und Ecklasten, Portal 12 x 12 m, fahrbar, 48,0 m Ausleger

54,0 m Auslegerlänge

Hakenhöhe [m]	Zentralballast [t]	Auslegerstellung	Kran in Betrieb				Horizontallast [kN]	Auslegerstellung	Kran außer Betrieb				Horizontallast [kN]
			Drehmoment: 1530 kNm						Windregion: C25 Drehmoment: 0 kNm				
			Ecklasten						Ecklasten				
A	B	C	D	A	B	C	D						
[kN]	[kN]	[kN]	[kN]	[kN]	[kN]	[kN]	[kN]	[kN]	[kN]				
12,0	0	1	1.233	2.107	1.233	358	119	1	1.139	1.474	1.139	804	163
		2	1.855	1.855	743	743		2	1.376	1.376	902	902	
17,0	0	1	1.257	2.160	1.257	355	124	1	1.164	1.442	1.164	885	182
		2	1.902	1.902	745	745		2	1.361	1.361	966	966	
22,0	0	1	1.282	2.215	1.282	349	129	1	847	1.425	847	269	203
		2	1.952	1.952	744	744		2	1.341	1.341	1.036	1.036	
27,0	0	1	1.307	2.273	1.307	341	134	1	872	1.463	872	280	223
		2	2.004	2.004	742	742		2	1.315	1.315	1.111	1.111	
32,0	0	1	1.332	2.334	1.332	329	139	1	896	1.503	896	289	244
		2	2.058	2.058	738	738		2	1.326	1.326	467	467	
37,0	0	1	1.423	2.401	1.423	444	145	1	921	1.545	921	297	266
		2	2.114	2.114	731	731		2	1.363	1.363	479	479	
42,0	0	1	1.447	2.474	1.447	421	150	1	946	1.589	946	302	287
		2	2.173	2.173	721	721		2	1.401	1.401	491	491	
47,0	0	1	1.472	2.551	1.472	393	155	1	971	1.635	971	306	309
		2	2.235	2.235	709	709		2	1.464	1.464	1.160	1.160	
52,0	0	1	1.306	2.640	1.306	95	160	1	995	1.683	995	308	332
		2	2.299	2.299	694	694		2	1.568	1.568	1.105	1.105	
57,0	0	1	1.296	2.759	1.296	95	165	1	1.362	1.810	1.362	913	354
		2	2.367	2.367	676	676		2	1.679	1.679	1.044	1.044	
62,0	0	1	1.281	2.888	1.281	95	170	1	1.386	1.967	1.386	805	377
		2	2.438	2.438	654	654		2	1.797	1.797	975	975	
67,0	0	1	1.261	3.028	1.261	95	175	1	1.411	2.136	1.411	686	400
		2	2.513	2.513	629	629		2	1.923	1.923	899	899	
72,0	0	1	1.235	3.178	1.235	95	181	1	1.436	2.316	1.436	556	423
		2	2.593	2.593	599	599		2	2.058	2.058	813	813	
77,0	10	1	1.254	3.340	1.254	95	186	1	1.486	2.534	1.486	437	447
		2	2.702	2.702	589	589		2	2.227	2.227	744	744	
82,0	45	1	1.390	3.517	1.390	95	191	1	1.598	2.830	1.598	365	471
		2	2.880	2.880	636	636		2	2.469	2.469	726	726	
88,9	80	1	1.607	3.644	1.607	95	202	1	1.738	3.216	1.738	260	518
		2	3.064	3.064	732	732		2	2.783	2.783	693	693	
95,8	120	1	1.837	3.795	1.837	95	214	1	1.891	3.650	1.891	131	567
		2	3.269	3.269	833	833		2	3.135	3.135	647	647	

Tab. 6: Zentralballast und Ecklasten, Portal 12 x 12 x, fahrbar, 54,0 m Ausleger

60,0 m Auslegerlänge

Hakenhöhe [m]	Zentralballast [t]	Auslegerstellung	Kran in Betrieb				Horizontallast [kN]	Auslegerstellung	Kran außer Betrieb				Horizontallast [kN]
			Drehmoment: 1530 kNm						Windregion: C25 Drehmoment: 0 kNm				
			Ecklasten						Ecklasten				
A	B	C	D	A	B	C	D						
[kN]	[kN]	[kN]	[kN]	[kN]	[kN]	[kN]	[kN]	[kN]	[kN]				
12,0	0	1	1.220	2.091	1.220	350	112	1	1.140	1.571	1.140	710	168
		2	1.836	1.836	605	605		2	1.445	1.445	836	836	
17,0	0	1	1.245	2.142	1.245	348	118	1	1.165	1.537	1.165	793	188
		2	1.880	1.880	610	610		2	1.428	1.428	902	902	
22,0	0	1	1.270	2.197	1.270	343	123	1	1.190	1.497	1.190	883	208
		2	1.925	1.925	614	614		2	1.407	1.407	973	973	
27,0	0	1	1.295	2.254	1.295	335	128	1	873	1.526	873	220	229
		2	1.973	1.973	616	616		2	1.381	1.381	1.048	1.048	
32,0	0	1	1.319	2.315	1.319	323	133	1	898	1.567	898	229	250
		2	2.023	2.023	615	615		2	1.371	1.371	425	425	
37,0	0	1	1.344	2.379	1.344	309	138	1	923	1.609	923	236	271
		2	2.076	2.076	612	612		2	1.408	1.408	437	437	
42,0	0	1	1.369	2.446	1.369	291	143	1	947	1.653	947	241	293
		2	2.131	2.131	607	607		2	1.447	1.447	448	448	
47,0	0	1	1.394	2.517	1.394	270	148	1	972	1.700	972	244	315
		2	2.188	2.188	599	599		2	1.486	1.486	458	458	
52,0	0	1	1.418	2.592	1.418	245	154	1	997	1.748	997	246	337
		2	2.248	2.248	588	588		2	1.581	1.581	1.096	1.096	
57,0	0	1	1.443	2.671	1.443	215	159	1	1.363	1.817	1.363	909	360
		2	2.311	2.311	575	575		2	1.684	1.684	1.042	1.042	
62,0	0	1	1.335	2.787	1.335	95	164	1	1.388	1.962	1.388	814	383
		2	2.378	2.378	557	557		2	1.794	1.794	982	982	
67,0	0	1	1.317	2.921	1.317	95	169	1	1.413	2.118	1.413	707	406
		2	2.448	2.448	537	537		2	1.912	1.912	913	913	
72,0	20	1	1.394	3.066	1.394	95	174	1	1.487	2.336	1.487	638	429
		2	2.572	2.572	562	562		2	2.088	2.088	887	887	
77,0	60	1	1.566	3.222	1.566	95	179	1	1.612	2.617	1.612	607	453
		2	2.753	2.753	711	711		2	2.323	2.323	901	901	
82,0	100	1	1.817	3.398	1.817	236	184	1	1.737	2.912	1.737	561	477
		2	2.939	2.939	774	774		2	2.568	2.568	906	906	
88,9	130	1	1.945	3.581	1.945	308	196	1	1.865	3.268	1.865	461	524
		2	3.110	3.110	859	859		2	2.857	2.857	872	872	
95,8	170	1	2.097	3.801	2.097	394	207	1	2.017	3.705	2.017	329	573
		2	3.313	3.313	961	961		2	3.211	3.211	824	824	

Tab. 7: Zentralballast und Ecklasten, Portal 12 x 12 m, 60 m Ausleger

66,0 m Auslegerlänge

Hakenhöhe [m]	Zentralballast [t]	Auslegerstellung	Kran in Betrieb				Horizontallast [kN]	Auslegerstellung	Kran außer Betrieb				Horizontallast [kN]
			Drehmoment: 1530 kNm						Windregion: C25 Drehmoment: 0 kNm				
			Ecklasten						Ecklasten				
A	B	C	D	A	B	C	D						
[kN]	[kN]	[kN]	[kN]	[kN]	[kN]	[kN]	[kN]	[kN]	[kN]				
12,0	0	1	1.240	2.254	1.240	225	124	1	1.240	1.612	1.240	867	169
		2	1.976	1.976	824	824		2	1.503	1.503	977	977	
17,0	0	1	1.265	2.312	1.265	218	129	1	9.53	1.616	953	290	189
		2	2.025	2.025	825	825		2	1.486	1.486	1.043	1.043	
22,0	0	1	1.289	2.372	1.289	207	134	1	978	1.653	978	302	209
		2	2.076	2.076	823	823		2	1.465	1.465	1.114	1.114	
27,0	0	1	1.314	2.435	1.314	193	139	1	1.003	1.693	1.003	312	230
		2	2.129	2.129	819	819		2	1.491	1.491	515	515	
32,0	0	1	1.339	2.501	1.339	176	144	1	1.027	1.734	1.027	320	251
		2	2.185	2.185	813	813		2	1.527	1.527	527	527	
37,0	0	1	1.364	2.572	1.364	156	149	1	1.052	1.778	1.052	326	272
		2	2.243	2.243	804	804		2	1.565	1.565	539	539	
42,0	0	1	1.388	2.646	1.388	131	154	1	1.077	1.823	1.077	330	294
		2	2.305	2.305	792	792		2	1.605	1.605	549	549	
47,0	0	1	1.413	2.724	1.413	102	160	1	1.102	1.871	1.102	332	316
		2	2.369	2.369	778	778		2	1.646	1.646	558	558	
52,0	0	1	1.413	2.832	1.413	95	165	1	1.126	1.921	1.126	332	338
		2	2.436	2.436	760	760		2	1.735	1.735	1.141	1.141	
57,0	0	1	1.399	2.957	1.399	95	170	1	1.463	1.995	1.463	930	361
		2	2.507	2.507	738	738		2	1.839	1.839	1.086	1.086	
62,0	0	1	1.381	3.093	1.381	95	175	1	1.487	2.143	1.487	832	383
		2	2.582	2.582	713	713		2	1.951	1.951	1.024	1.024	
67,0	0	1	1.357	3.241	1.357	95	180	1	1.512	2.302	1.512	722	407
		2	2.661	2.661	683	683		2	2.071	2.071	953	953	
72,0	0	1	1.326	3.401	1.326	95	185	1	1.537	2.475	1.537	599	430
		2	2.745	2.745	648	648		2	2.200	2.200	874	874	
77,0	10	1	1.338	3.576	1.338	95	190	1	1.587	2.686	1.587	488	454
		2	2.860	2.860	633	633		2	2.364	2.364	810	810	
82,0	55	1	1.517	3.767	1.517	95	196	1	1.724	2.999	1.724	449	477
		2	3.069	3.069	699	699		2	2.626	2.626	822	822	
88,9	85	1	1.714	3.885	1.714	95	207	1	1.852	3.354	1.852	349	524
		2	3.240	3.240	784	784		2	2.914	2.914	789	789	
95,8	125	1	1.947	4.028	1.947	95	219	1	2.004	3.773	2.004	236	574
		2	3.445	3.445	884	884		2	3.255	3.255	754	754	

Tab. 8: Zentralballast und Ecklasten, Portal 12 x 12 m, 66,0 m Ausleger

72,0 m Auslegerlänge

Hakenhöhe [m]	Zentralballast [t]	Auslegerstellung	Kran in Betrieb				Horizontallast [kN]	Auslegerstellung	Kran außer Betrieb				Horizontallast [kN]
			Drehmoment: 1530 kNm						Windregion: C25 Drehmoment: 0 kNm				
			Ecklasten						Ecklasten				
A	B	C	D	A	B	C	D						
[kN]	[kN]	[kN]	[kN]	[kN]	[kN]	[kN]	[kN]	[kN]	[kN]				
12,0	0	1	1.314	2.289	1.314	339	119	1	884	1.670	884	98	179
		2	2.004	2.004	625	625		2	1.440	1.440	328	328	
17,0	0	1	1.339	2.347	1.339	331	124	1	909	1.706	909	112	199
		2	2.052	2.052	626	626		2	1.472	1.472	345	345	
22,0	0	1	1.364	2.408	1.364	319	129	1	934	1.744	934	124	220
		2	2.102	2.102	625	625		2	1.506	1.506	361	361	
27,0	0	1	1.388	2.472	1.388	304	134	1	958	1.783	958	133	240
		2	2.155	2.155	622	622		2	1.542	1.542	375	375	
32,0	0	1	1.413	2.540	1.413	286	139	1	983	1.825	983	141	262
		2	2.210	2.210	616	616		2	1.579	1.579	388	388	
37,0	0	1	1.438	2.612	1.438	264	145	1	1.008	1.869	1.008	147	283
		2	2.268	2.268	608	608		2	1.617	1.617	399	399	
42,0	0	1	1.463	2.687	1.463	238	150	1	1.033	1.915	1.033	150	305
		2	2.328	2.328	597	597		2	1.657	1.657	409	409	
47,0	0	1	1.487	2.767	1.487	208	155	1	1.057	1.963	1.057	151	327
		2	2.392	2.392	583	583		2	1.725	1.725	1.090	1090	
52,0	0	1	1.512	2.851	1.512	173	160	1	1.082	2.014	1.082	150	349
		2	2.459	2.459	565	565		2	1.835	1.835	1.029	1.029	
57,0	0	1	1.537	2.941	1.537	133	165	1	1.457	2.159	1.457	754	372
		2	2.529	2.529	544	544		2	1.954	1.954	960	960	
62,0	0	1	1.380	3.072	1.380	95	170	1	1.482	2.328	1.482	636	395
		2	2.604	2.604	519	519		2	2.080	2.080	883	883	
67,0	0	1	1.356	3.219	1.356	95	175	1	1.506	2.509	1.506	504	418
		2	2.683	2.683	490	490		2	2.215	2.215	798	798	
72,0	0	1	1.325	3.379	1.325	95	181	1	1.531	2.703	1.531	359	442
		2	2.767	2.767	456	456		2	2.360	2.360	702	702	
77,0	0	1	1.288	3.554	1.288	95	186	1	1.556	2.913	1.556	199	465
		2	2.856	2.856	416	416		2	2.515	2.515	596	596	
82,0	15	1	1.477	3.744	1.477	95	191	1	1.584	3.211	1.584	95	489
		2	2.988	2.988	408	408		2	2.720	2.720	516	516	
88,9	45	1	1.513	3.864	1.513	95	202	1	1.588	3.713	1.588	95	537
		2	3.158	3.158	494	494		2	3.025	3.025	466	466	
95,8	105	1	1.846	4.009	1.846	95	214	1	1.705	4.291	1.705	95	586
		2	3.411	3.411	646	646		2	3.432	3.432	465	465	

Tab. 9: Zentralballast und Ecklasten, Portal 12 x 12 m, 72,0 m Ausleger

78,0 m Auslegerlänge

Hakenhöhe [m]	Zentralballast [t]	Auslegerstellung	Kran in Betrieb				Horizontallast [kN]	Auslegerstellung	Kran außer Betrieb				Horizontallast [kN]
			Drehmoment: 1530 kNm						Windregion: C25 Drehmoment: 0 kNm				
			Ecklasten						Ecklasten				
A	B	C	D	A	B	C	D						
[kN]	[kN]	[kN]	[kN]	[kN]	[kN]	[kN]	[kN]	[kN]	[kN]				
12,0	0	1	1.264	2.297	1.264	231	117	1	1.008	1.774	1.008	242	186
		2	1.994	1.994	533	533		2	1.550	1.550	466	466	
17,0	0	1	1.289	2.354	1.289	223	122	1	1.033	1.811	1.033	255	206
		2	2.042	2.042	535	535		2	1.583	1.583	483	483	
22,0	0	1	1.313	2.414	1.313	212	127	1	1.058	1.849	1.058	266	226
		2	2.092	2.092	535	535		2	1.617	1.617	498	498	
27,0	0	1	1.338	2.478	1.338	198	132	1	1.082	1.889	1.082	276	247
		2	2.144	2.144	532	532		2	1.653	1.653	512	512	
32,0	0	1	1.363	2.545	1.363	181	137	1	1.107	1.932	1.107	282	268
		2	2.199	2.199	527	527		2	1.690	1.690	524	524	
37,0	0	1	1.388	2.616	1.388	159	142	1	1.132	1.977	1.132	287	289
		2	2.256	2.256	519	519		2	1.729	1.729	535	535	
42,0	0	1	1.412	2.691	1.412	134	147	1	1.157	2.024	1.157	290	311
		2	2.316	2.316	509	509		2	1.770	1.770	544	544	
47,0	0	1	1.437	2.770	1.437	105	153	1	1.181	2.073	1.181	289	333
		2	2.379	2.379	495	495		2	1.831	1.831	1.043	1.043	
52,0	0	1	1.438	2.877	1.438	95	158	1	1.462	2.145	1.462	779	356
		2	2.446	2.446	478	478		2	1.945	1.945	979	979	
57,0	0	1	1.424	3.004	1.424	95	163	1	1.487	2.306	1.487	667	378
		2	2.515	2.515	458	458		2	2.066	2.066	907	907	
62,0	0	1	1.404	3.143	1.404	95	168	1	1.511	2.479	1.511	544	401
		2	2.589	2.589	434	434		2	2.196	2.196	827	827	
67,0	0	1	1.378	3.293	1.378	95	173	1	1.536	2.665	1.536	407	425
		2	2.667	2.667	405	405		2	2.335	2.335	738	738	
72,0	0	1	1.346	3.457	1.346	95	178	1	1.561	2.866	1.561	256	448
		2	2.750	2.750	372	372		2	2.484	2.484	638	638	
77,0	0	1	1.306	3.636	1.306	95	183	1	1.581	3.087	1.581	95	472
		2	2.838	2.838	334	334		2	2.644	2.644	528	528	
82,0	5	1	1.283	3.831	1.283	95	189	1	1.446	3.504	1.446	95	496
		2	2.944	2.944	302	302		2	2.828	2.828	417	417	
88,9	65	1	1.630	3.948	1.630	95	200	1	1.599	4.009	1.599	95	543
		2	3.188	3.188	463	463		2	3.210	3.210	442	442	

Tab. 10: Zentralballast und Ecklasten, Portal 12 x 12 m, 78,0 m Ausleger