




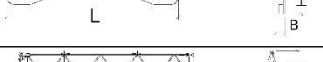












# Wilbert TowerCranes GmbH

Crane type: WT 150 *e.tronic*

Description: Packing list

Pos.	Qty.	Description	Package (not to scale)	Length [m]	Width [m]	Height [m]	Weight [kg]	Volume [m <sup>3</sup> ]
1	1	Tower head section compl. with various stay rods		5.67	2.29	1.70	5,980	22.07
2	1	Cab with cab platform		3.28	1.90	2.45	1,360	15.27
3	1	Counter jib with various stay rods		11.14	2.31	1.04	4,200	26.76
4	1	Machine platform HFU 37-30 with hoist rope		2.35	2.29	2.13	3,110	11.46
5	2	Stay rod 1		1.70	0.09	0.26	95	0.04
6	2	Stay rod 2		6.12	0.10	0.26	225	0.16
7	0-2 *)	Jib section 1 with trolley gear		12.75	1.19	2.31	3,650	35.05
8	0-1*	Jib section 2		12.79	1.13	2.29	2,200	33.10
9	1	Jib section 3		12.76	1.13	2.32	2,000	33.45
10	0-4 *	Jib section 4		5.21	0.76	1.59	520	6.30
11	0-1 *	Jib section 5		7.62	0.76	1.58	510	9.15
12	1	Stay lug (jib)		1.12	0.09	0.28	150	0.03
13	1	Rope swivel crossbeam		0.57	0.76	0.43	50	0.19
14	1	Trolley		1.58	1.31	1.20	310	2.48
15	1	Load hook		0.45	0.27	1.11	400	0.13
16	1	Railings (loose parts)		2.60	0.81	1.10	259	2.32
17	1	Concrete counterweight (under machine platform)		1.22	1.89	0.11	2,000	0.25
18	2-9 *	Concrete counterweight		0.36	1.41	2.26	2,700	1.15