

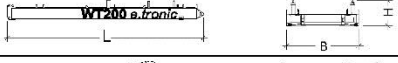
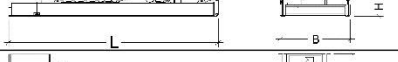



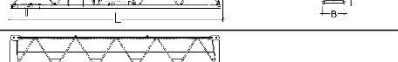

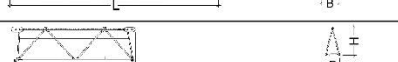










Wilbert TowerCranes GmbH

Crane type: WT 200 *e.tronic*

Description: Packing list

| Pos. | Qty. | Description | Package (not to sale) | Length [m] | Width [m] | Height [m] | Weight [kg] | Volume [m ³] |
|------|-------|--|---|---------------|--------------|---------------|----------------|-----------------------------|
| 1 | 1 | Tower head section compl. with various stay rods |  | 5.67 | 2.46 | 2.15 | 7,890 | 29.99 |
| 2 | 1 | Cab with cab platform |  | 3.28 | 1.90 | 2.45 | 1,360 | 15.27 |
| 3 | 1 | Counter jib 1 |  | 7.42 | 2.44 | 0.98 | 2,310 | 17.74 |
| 4 | 1 | Counter jib 2 |  | 6.40 | 2.44 | 0.79 | 2,410 | 12.34 |
| 5 | 1 | Machine platform HFU 45-40 with hoist rope |  | 2.91 | 2.50 | 2.03 | 3,110 | 14.77 |
| 6 | 2 | Stay rod 1 |  | 1.82 | 0.11 | 0.32 | 138 | 0.06 |
| 7 | 2 | Stay rod 2 |  | 8.23 | 0.11 | 0.32 | 294 | 0.29 |
| 8 | 1 | Jib section 1 with trolley gear |  | 12.83 | 1.52 | 2.39 | 4,000 | 46.61 |
| 9 | 0-2 * | Jib section 2 |  | 12.91 | 1.50 | 2.37 | 2,425 | 45.90 |
| 10 | 1 | Jib section 3 |  | 12.85 | 1.46 | 2.60 | 2,260 | 48.78 |
| 11 | 0-4* | Jib section 4 |  | 5.31 | 1.10 | 1.70 | 585 | 9.93 |
| 12 | 0-1* | Jib section 5 |  | 7.71 | 1.10 | 1.68 | 550 | 14.25 |
| 13 | 1 | Stay lug (jib) |  | 0.91 | 0.21 | 0.37 | 250 | 0.07 |
| 14 | 1 | Rope swivel crossbeam |  | 0.68 | 1.04 | 0.39 | 135 | 0.28 |
| 15 | 1 | Trolley with load hook |  | 1.61 | 1.62 | 1.59 | 780 | 4.15 |
| 16 | 1 | Railings (loose parts) |  | 2.50 | 0.90 | 1.00 | 279 | 2.25 |
| 17 | 1 | Concrete counterweight (under machine platform) |  | 1.30 | 2.04 | 0.71 | 2,200 | 1.88 |
| 18 | 3-9* | Concrete counterweight |  | 0.36 | 1.41 | 2.26 | 2,700 | 1.15 |