
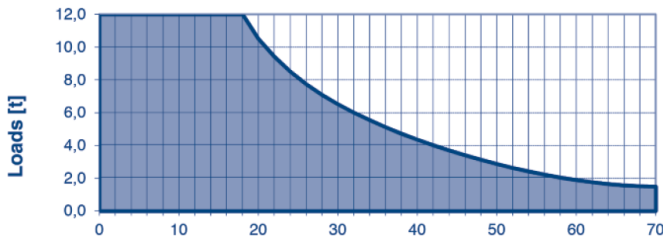

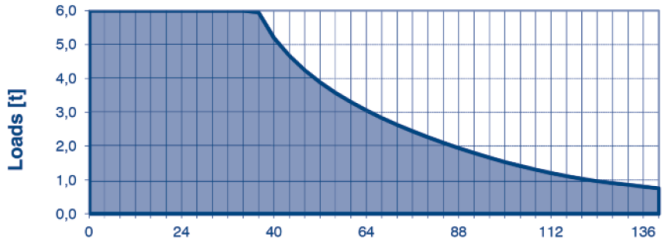


Wilbert TowerCranes GmbH

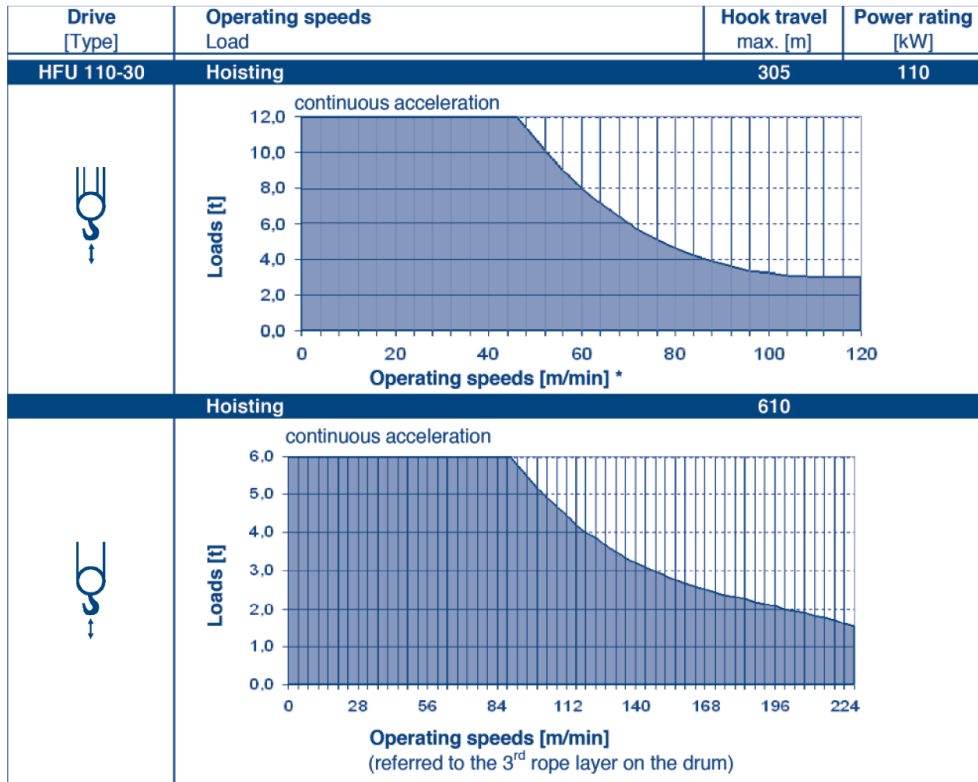
Crane type: WT 320 *e.tronic*

Description: Operating speeds

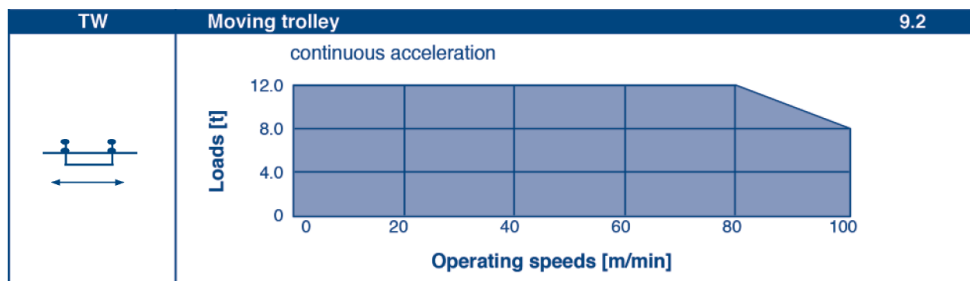
Hoisting, 45 kW hoist gear

Drive [Type]	Operating speeds Load	Hook travel max. [m]	Power rating [kW]
HFU 45-40	Hoisting	80	45
	<p>continuous acceleration</p>  <p>Loads [t]</p> <p>Operating speeds [m/min] *</p>		
HFU 45-30	Hoisting	160	45
	<p>continuous acceleration</p>  <p>Loads [t]</p> <p>Operating speeds [m/min] *</p> <p>* (referred to the 3rd rope layer on the drum)</p>		

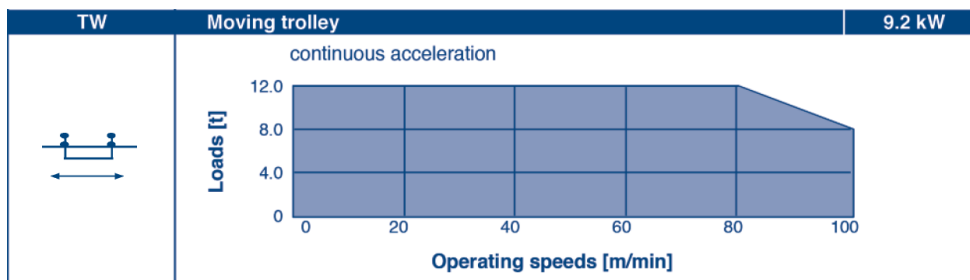
Hoisting, 110 kW hoist gear



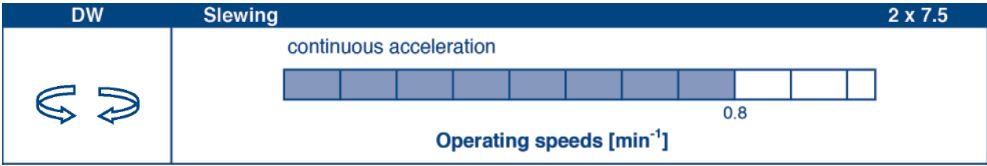
Trolley moving, 45kW hoist gear



Trolley moving, 110 kW hoist gear



Slewing, 45kW hoist gear



Slewing, 110 kW hoist gear

