

























Wilbert TowerCranes GmbH

Crane type: WT 320 *e.tronic*

Description: Packing list

Pos.	Qty.	Description	Package (not to sale)	Length [m]	Width [m]	Height [m]	Weight [kg]	Volume [m ³]
1	1	Tower head section compl. with various stay rods		5.93	2.48	2.40	9,350	35.21
2	1	Cab with cab platform		3.28	1.90	2.45	1,360	15.27
3	1	Counter jib 1		12.19	2.44	1.05	6,700	31.17
4	1	Counter jib 2		6.05	2.44	0.88	6,400	12.98
5a	1	Machine platform HFU 45-40 with hoist rope		2.90	2.49	2.03	3,500	14.65
5b	1	Machine platform HFU 110-40 with hoist rope		2.30	5.40	1.99	7,300	24.67
6	2	Stay rod 1		1.91	0.11	0.29	161	0.06
7	2	Stay rod 2		5.30	0.11	0.29	309	0.17
8	2	Stay rod 3		6.76	0.11	0.29	407	0.22
9	1	Jib section 1 with trolley gear		12.82	1.56	2.58	4,900	51.61
10	0-1 *)	Jib section 2		12.79	1.50	2.54	3,650	48.71
11	0-1 *)	Jib section 3		12.90	1.50	2.50	2,700	48.28
12	1	Jib section 4		12.85	1.50	2.91	2,800	55.98
13	0-3 *)	Jib section 5		5.31	1.11	1.85	800	10.91
14	0-1 *)	Jib section 6		7.78	1.11	1.85	950	15.94
15	0-2 *)	Jib section 7		5.22	1.11	1.84	450	10.67
16	0-1 *)	Jib section 8		7.67	1.11	1.84	550	15.62
17	1	Stay lug		1.34	0.42	0.42	400	0.24
18	1	Rope swivel crossbeam		0.64	1.08	0.43	120	0.29
19	1	Trolley		1.86	1.68	1.37	530	4.27
20	1	Load hook		1.06	0.34	1.78	620	0.65
21	1	Railings (loose parts)		3.30	1.10	1.11	392	4.03
22	1	Concrete counterweight (under machine platform)		1.19	1.96	0.38	2,000	0.88
23	3-11 *)	Concrete counterweight		2.26	1.41	0.36	2,700	1.15

*) Quantity depending on jib length