


























Wilbert TowerCranes GmbH

Crane type: WT 420 *e.tronic*

Description: Packing list

Pos.	Qty.	Description	Package (not to scale)	Length [m]	Width [m]	Height [m]	Weight [kg]	Volume [m ³]
1	1	Tower head section, compl. with various stay rods		7.32	2.48	2.40	11,930	43.57
2	1	Cab with cab platform		3.28	1.90	2.45	1,360	15.27
3	1	Counter jib 1		7.16	2.34	0.82	2,560	13.74
4	1	Counter jib 2		12.20	2.44	1.12	6,060	33.34
5 a	1	Machine platform HFU 45-40 with hoist rope		2.91	2.50	2.03	3,500	14.77
5 b	1	Machine platform HFU 110-40 with hoist rope		2.30	5.40	1.99	7,360	24.67
6	2	Stay rod 1		2.53	0.08	0.36	220	0.07
7	2	Stay rod 2		6.33	0.11	0.36	420	0.25
8	2	Stay rod 3		6.33	0.11	0.36	420	0.25
9	1	Jib section 1 with trolley gear		7.88	2.02	3.34	4,305	53.16
10	1	Jib section 2		5.52	2.01	3.05	2,200	33.84
11	0-1*	Jib section 3		13.01	2.01	3.04	4,010	79.50
12	0-2*	Jib section 4		12.95	2.01	3.04	3,240	79.13
13	1	Jib section 5		13.00	1.98	3.38	3,325	87.00
14	0-3*	Jib section 6		5.41	1.53	2.28	890	18.87
15	0-1*	Jib section 7		7.80	1.53	2.22	940	26.49
16	0-3*	Jib section 8		5.31	1.53	2.22	540	18.04
17	0-1*	Jib section 9		7.69	1.53	2.18	540	25.65
18	1	Stay lug		1.09	0.12	0.46	325	0.06
19	1	Rope swivel crossbeam		0.67	1.45	0.43	180	0.42
20	1	Trolley		1.81	2.19	0.43	640	1.70
21	1	Load hook		1.78	1.06	0.30	620	0.57
22	1	Railings		2.50	0.90	1.00	355	2.25
23	1	Concrete counterweight (under machine platform)		1.30	2.00	0.99	3,000	2.57
24	3-13*	Concrete counterweight		2.26	1.41	0.36	2,700	1.15

*) Quantity depending on jib length